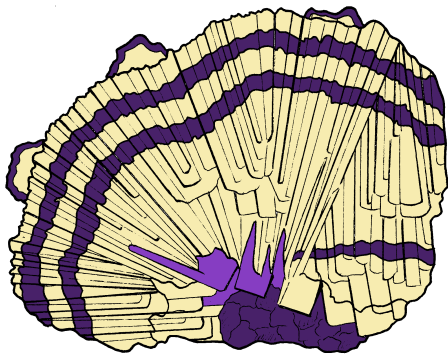


MINI MINERS MONTHLY

A MONTHLY PUBLICATION FOR YOUNG MINERAL COLLECTORS

VOL. 12 NO. 7

JULY 2020



Happy Summer, Mini Miners!

Will any of our Mini Miners get out into the field to dig for minerals, crystals, fossils and rocks? Many of you will. It is so fun to get out in the sunshine with family and friends and enjoy the search for Earth's treasures. Remember, if you are going to be digging, always be safe. At the end of this issue are two resources for your digging success: one is a list of suggestions of items needed for success. The other is the

American Federation of Mineralogical Societies' "Code of Ethics," an important agreement for both digging success and care of the Earth.



Once you have collected your treasures, you'll bring them home, clean them up and display them with the rest of your collection. And when you need to take a break, let your artistic side come out and color this collection of crystal treasures.

Imagine you are out digging. You hit the rock with your geologist's hammer (while wearing your goggles to protect your eyes and gloves to protect your hands) and a pocket of beautiful crystals opens up before your eyes. This issue is full of imaginary crystal pockets, the kind that collectors see in their dreams. And who knows?

Maybe someday you will become a professional mineral collector in the field and will actually discover pockets and deposits of world-class crystals.

**VISIT THE WEBSITES OF IMPORTANT MINERAL MAGAZINES
AND SUBSCRIBE!**


Mineralogical Record ~ mineralogicalrecord.com

Rock & Gem ~ rockngem.com




©2020 Diamond Dan Publications. All pictures and articles in this newsletter are property of Diamond Dan Publications and cannot be copied or reused in any format (printed or electronic) without written permission of Diamond Dan Publications, 278 Howland Avenue, Rochester, NY 14620. www.diamonddanpublications.net ~ powellpublicationsgroup@gmail.com

MINI MINERS MONTHLY



Quartz Pocket: Quartz occurs in many different colors. Purple (Amethyst), pink (Rose), black (Smoky), yellow (Citrine), green (Aventurine), white (Milky). You can color these crystals one color or a mixture! Have fun with it.


MINI MINERS MONTHLY



Amazonite with Smoky Quartz Pocket.

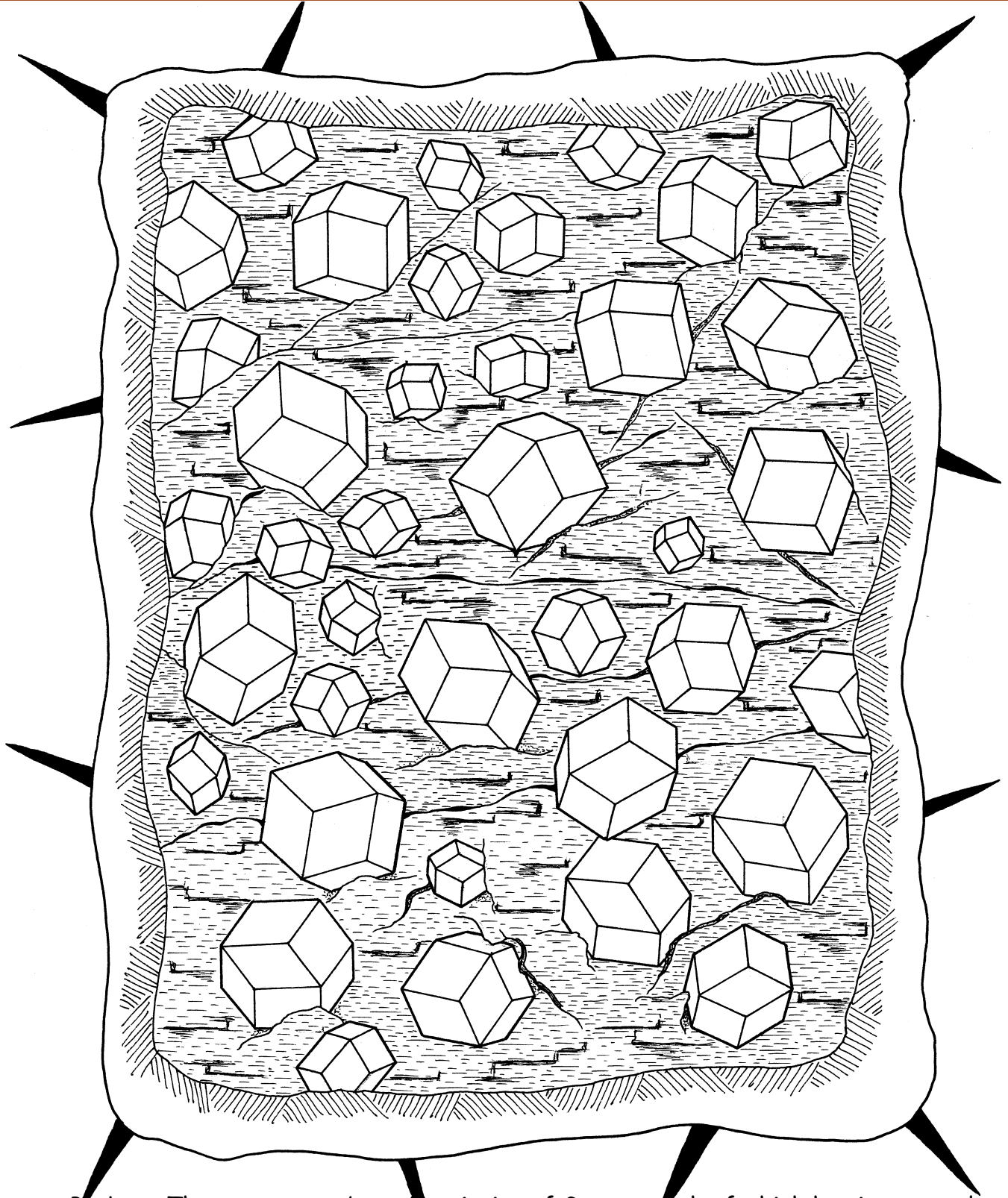
Amazonite is a light green to bluish-green variety of the mineral Feldspar. In the Rocky Mountains of Colorado, well-formed Amazonite crystals are found with black Smoky Quartz.

MINI MINERS MONTHLY



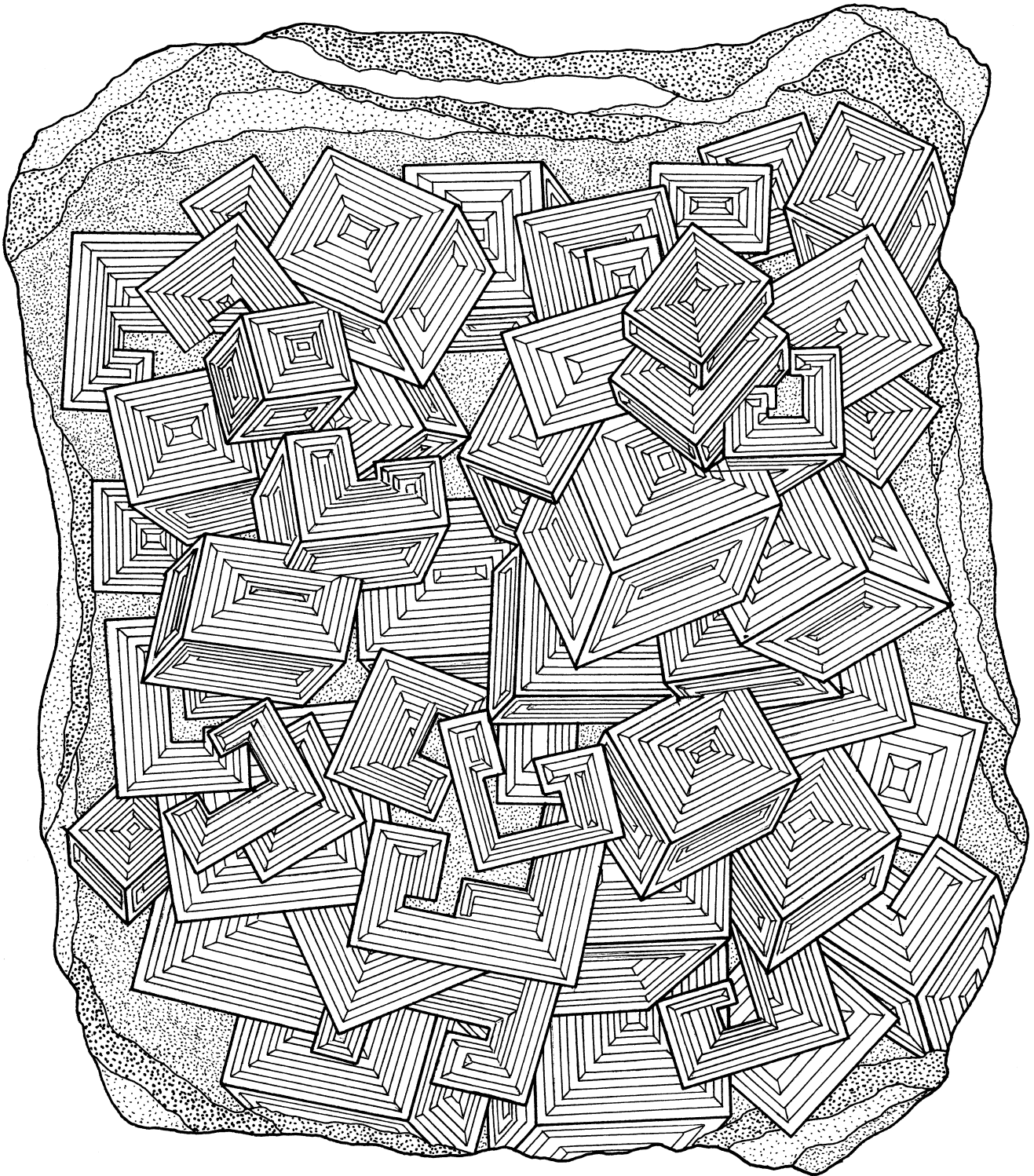
Crocoite Pocket: Crocoite is a bright, glassy, orange-red mineral from Tasmania. It is a very popular mineral because of its bright color and well-formed, long, thin crystals.

MINI MINERS MONTHLY



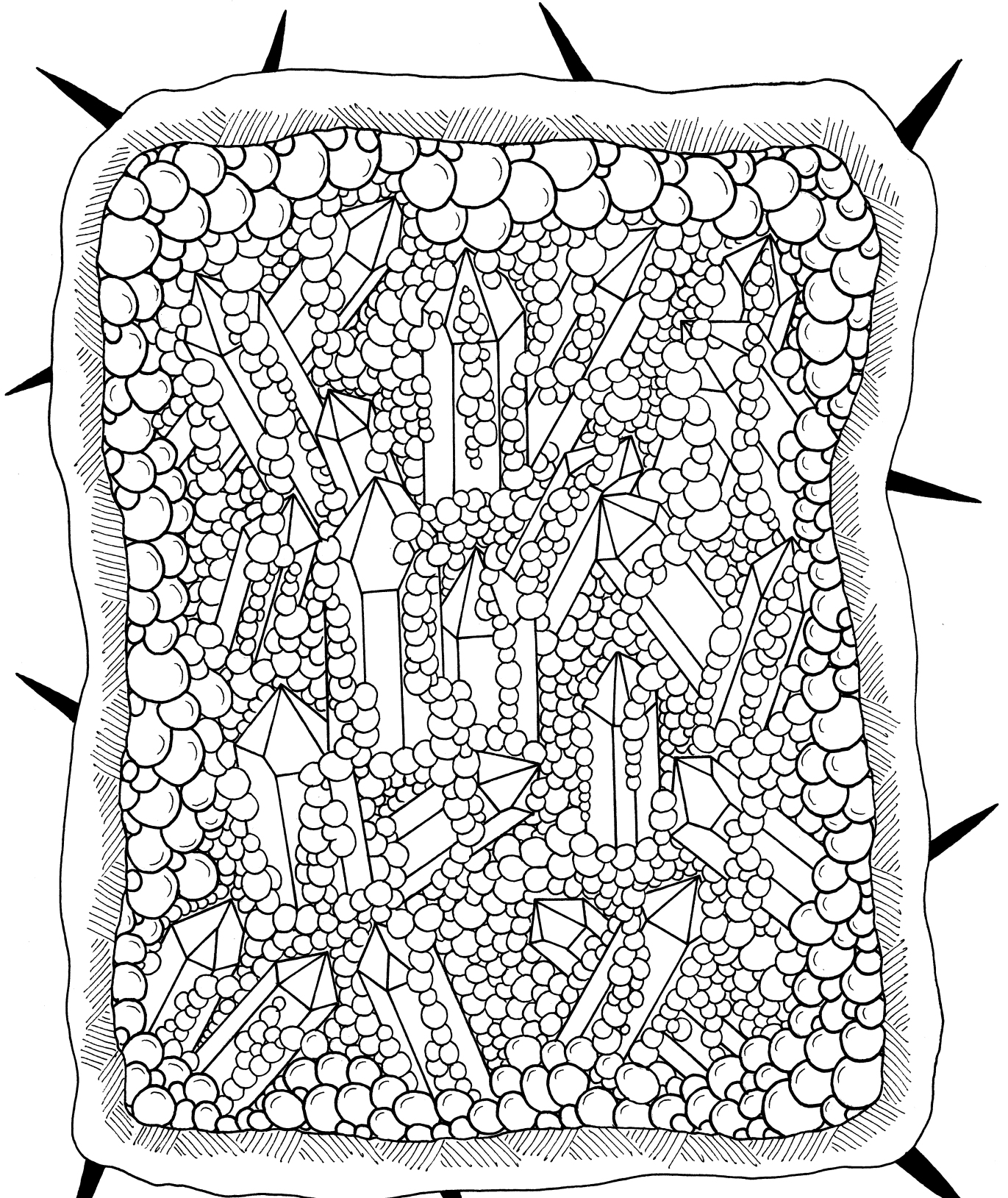
Garnet Pocket: There are a number of varieties of *Garnet*, each of which has its own color. So you can choose which variety or varieties you want to color here. *Pyrope* is purple-red; *Almandine* is deep red. *Demantoid* is grass green. *Uvarovite* is green. *Demantoid* is brown to yellow brown. *Grossular* can be pink, gray, purple, red, yellow, brown or orange.

MINI MINERS MONTHLY



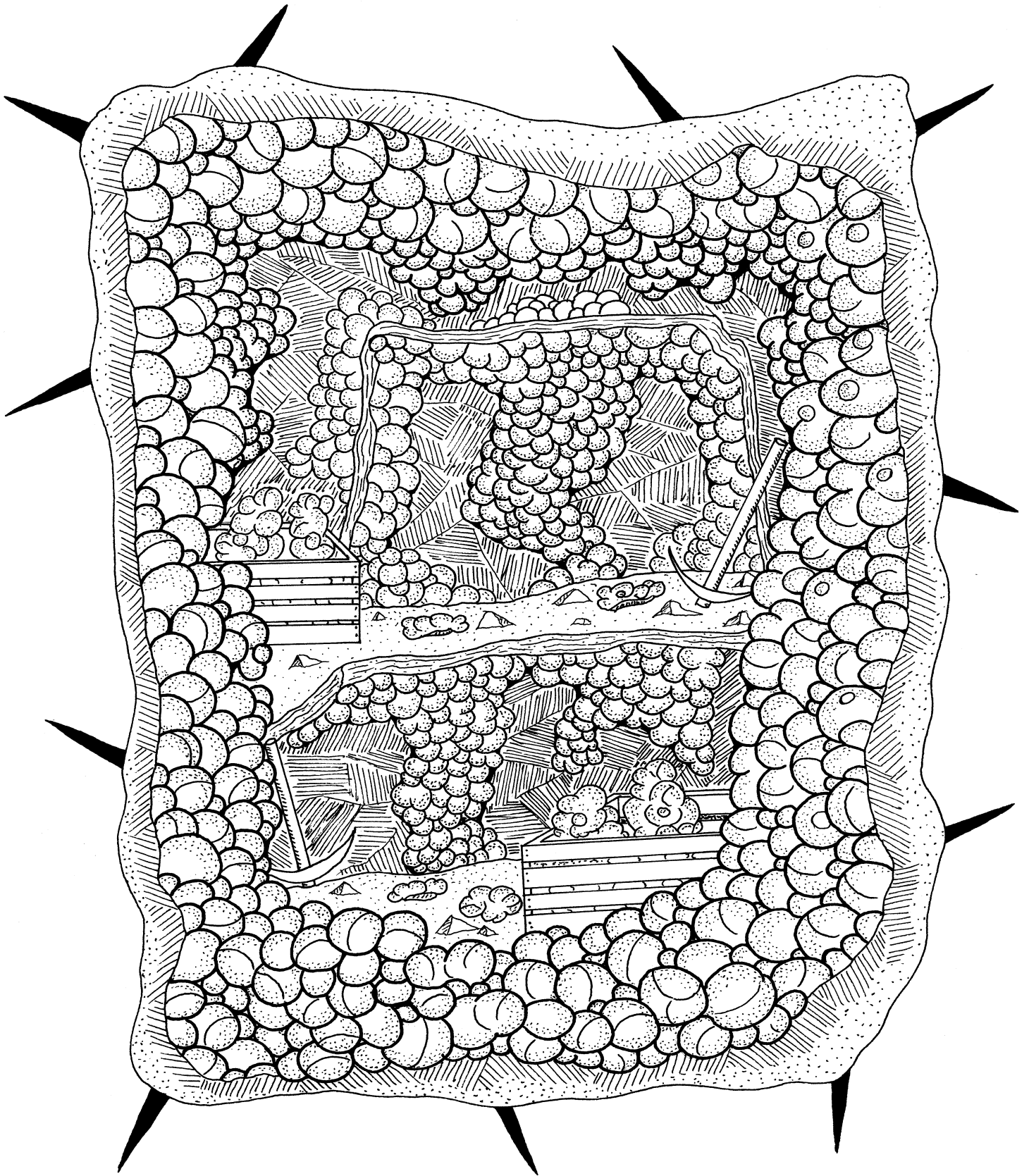
Halite Pocket: Large crystal groups of Halite form in Searles Lake, Mojave Desert, California. These crystals are interesting for two reasons (at least!). One is that they are light pink to red, which is created by bacteria that is trapped in the crystals. Two, they form stepped crystals that mineralogists call "Hopper Crystals."

MINI MINERS MONTHLY




Goethite on Quartz from Graves Mountain, Georgia. Goethite contains the element iron. Goethite can be brown to black. But the Goethite in this deposit is rainbow-colored. This mixture of red, blue, purple, yellow, and green colors is called *iridescent*, just like the colors of Peacock feathers. You can see that the Goethite has grown on and around Quartz crystals.

MINI MINERS MONTHLY




Mimetite Cave in Chihuahua, Mexico. This deposit of Mimetite is bright yellow! It is a beautiful mineral and is very popular with collectors because of its color and rounded form.

MINI MINERS MONTHLY



Pyrite crystals with Quartz from the Spruce Claim, King County, Washington. The Quartz crystals are colorless. The pyrite is shiny, metallic, brass-yellow.

MINI MINERS MONTHLY



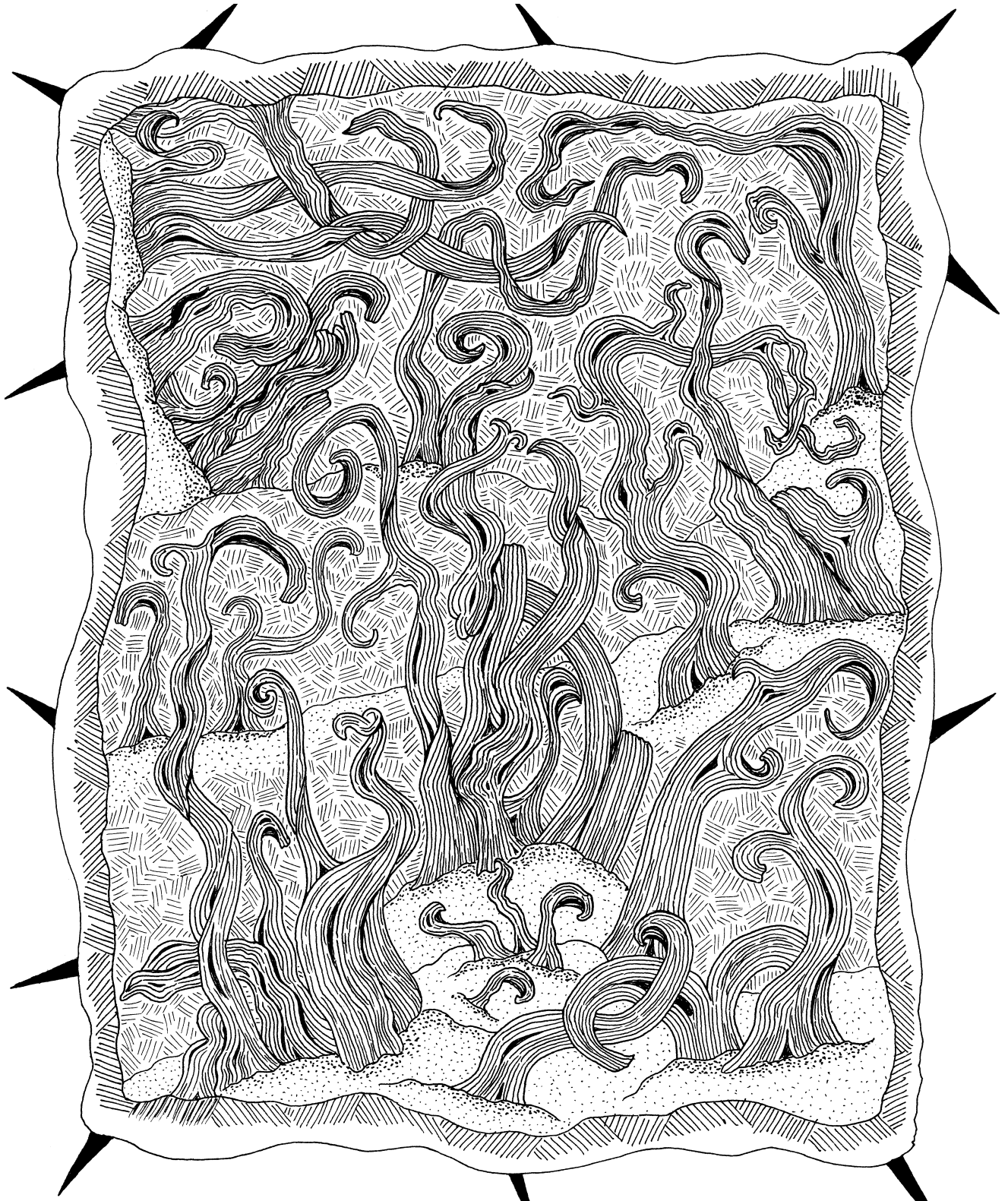
Rhodochrosite crystals from the Sweet Home Mine, near Alma, Colorado. Here is a pocket of glassy, bright red Rhodochrosite rhombs are decorated with colorless Quartz needle crystals.

MINI MINERS MONTHLY



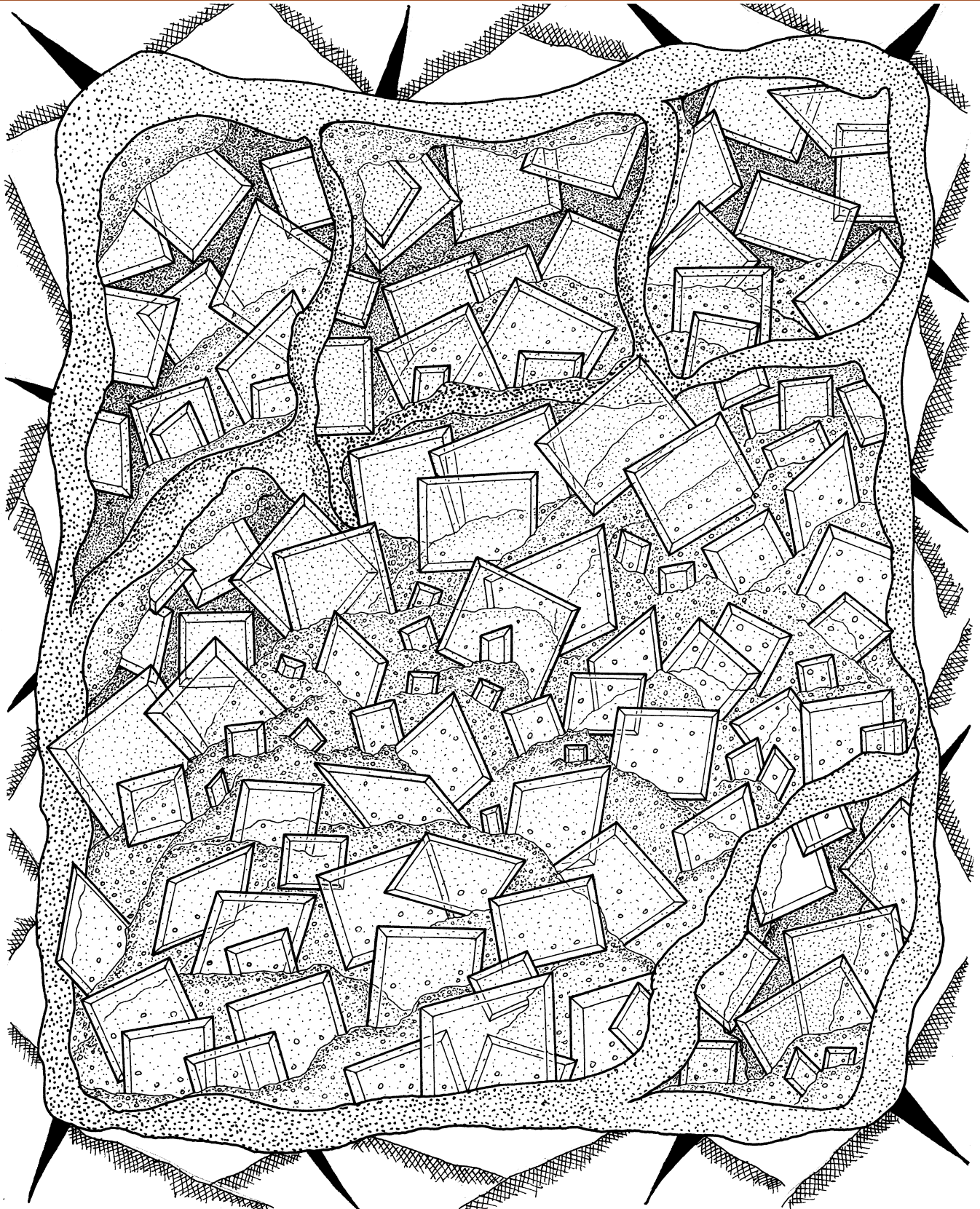
"Blue Cap" Tourmaline crystals from the Tourmaline Queen Mine, Pala, California. These famous and beautiful crystals are dark blue on the top (which is why they are called "Blue Cap") and the rest of the crystal is pink.

MINI MINERS MONTHLY



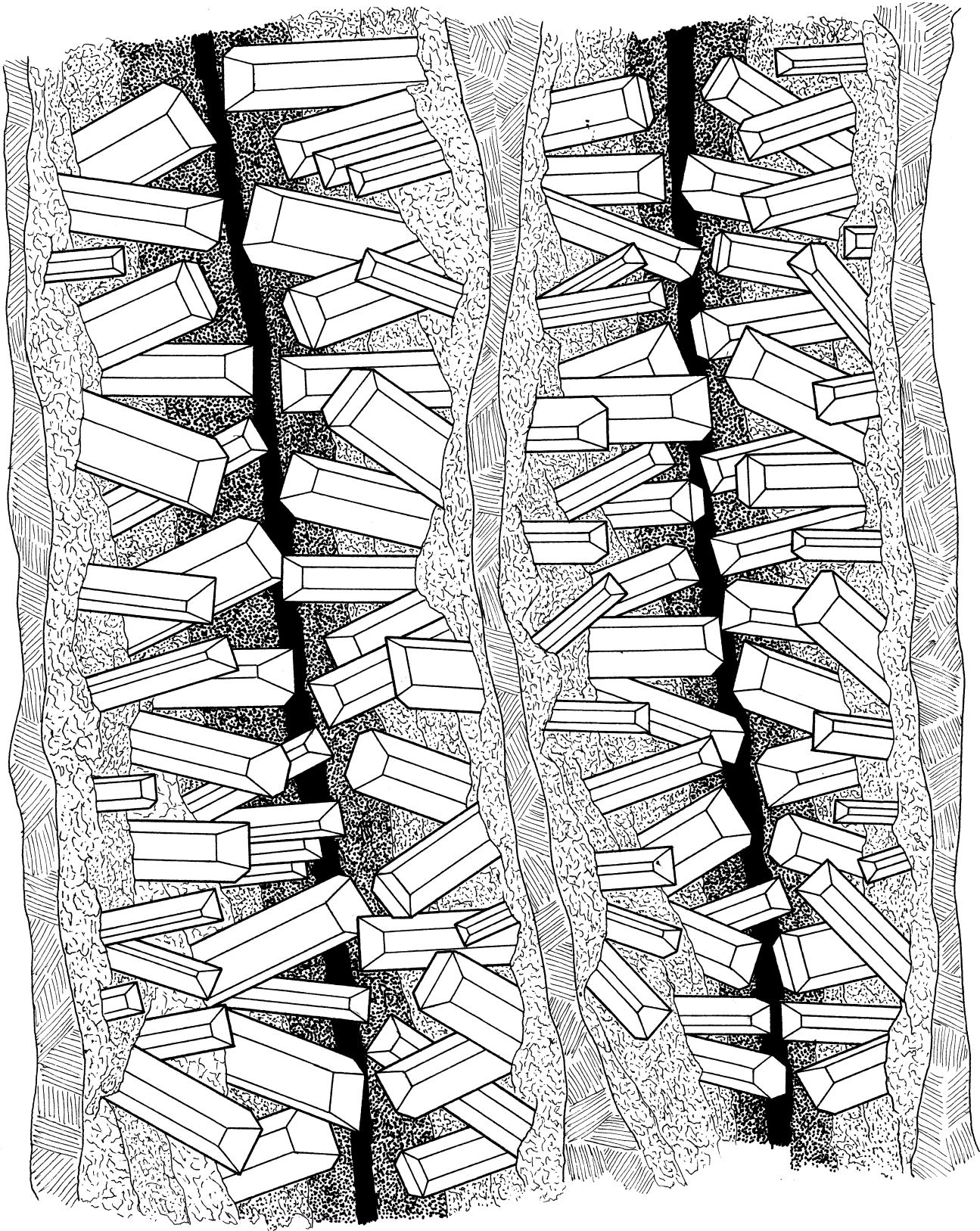
Wire Silver, like the wonderful and famous specimens that came from the Kongsberg Silver Mines in Norway. The color of Silver, when it is pure and clean, is bright, metallic silver. But it quickly tarnishes and becomes gray.

MINI MINERS MONTHLY



Wulfenite on Mimetite from the San Francisco Mine, Sonora, Mexico. The Wulfenite is glassy and bright orange - and completely clear!.

MINI MINERS MONTHLY

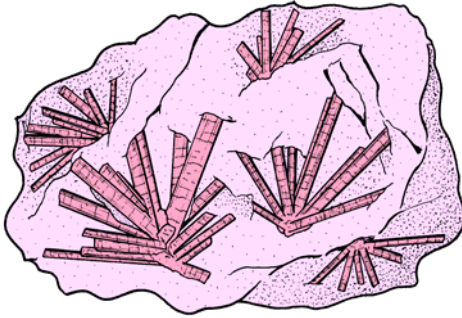


Barite crystal seams in Stoneham, Colorado. These beautiful light blue crystals form in seams, or spaces in sedimentary rock.

MINI MINERS MONTHLY

MINERAL COLLECTOR'S

CODE OF ETHICS



Everyone who is a member of a mineral club or society that is part of the American Federation of Mineralogical Societies (AFMS) promises to follow the Federation's "Code of Ethics." These are the rules we follow whenever we go out in the field to collect minerals (and fossils, too). Read, learn, and practice these items and you will have successful and rewarding digs year after year. Whether you are a member of an AFMS club or not, these rules are important to follow.

- *I will respect both private and public property and will do no collecting on privately owned land without permission from the owner.**
- *I will keep informed on all laws, regulations or rules governing collecting on public lands and will observe them .**
- *I will, to the best of my ability, ascertain the boundary lines of property on which I plan to collect.**
- *I will use no firearms or blasting material in collecting areas.**
- *I will cause no willful damage to property of any kind such as fences, signs, buildings, etc.**
- *I will leave all gates as found.**
- *I will build fires only in designated or safe places and will be certain they are completely extinguished before leaving the area.**
- *I will discard no burning material - matches, cigarettes, etc.**
- *I will fill all excavation holes which may be dangerous to livestock.**
- *I will not contaminate wells, creeks, or other water supplies.**
- *I will cause no willful damage to collecting material and will take home only what I can reasonably use.**
- *I will practice conservation and undertake to utilize fully and well the materials I have collected and will recycle my surplus for the pleasure and benefit of others.**
- *I will support the rockhound project H.E.L.P. (Help Eliminate Litter Please) and will leave all collecting areas devoid of litter, regardless of how found.**
- *I will cooperate with field-trip leaders and those in designated authority in all collecting areas.**
- *I will report to my club or federation officers, Bureau of Land Management or other authorities, any deposit of petrified wood or other materials on public lands which should be protected for the enjoyment of future generations for public, educational and scientific purposes.**
- *I will appreciate and protect our heritage of natural resources.**
- *I will observe the "Golden Rule", will use Good Outdoor Manners and will at all times conduct myself in a manner which will add to the stature and Public Image of Rockhounds everywhere.**

TIME TO GO DIGGING !!!

Summer is here and soon you will be itching to go out into the field and start digging for minerals and crystals. Before you go, you will need to gather up some equipment to be successful.

Whenever you go digging for minerals, keep this one word in your mind:

SAFETY

Too many collectors are hurt in accidents because they didn't prepare properly and didn't have the right equipment. This is so important that many mineral clubs actually have a "safety chairperson" who will ask members to leave a dig site if they do not have the right safety equipment.

Start to collect for yourself a toolbox of tools and safety equipment. Here is a list of safety equipment you will need:

--**Safety Goggles.** They protect your eyes from flying chips of rock and sometimes pieces of tools that break! They can be purchased at most "dollar stores" and hardware departments.

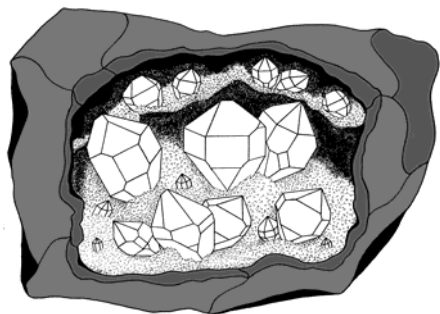
--**Hard Hat.** Protect your head from falling rocks.

--**Boots.** When you prospect for minerals in a quarry, where large rocks can move and roll, you need to protect your feet. Boots, with steel toe guards, can save you from a broken foot or toe.

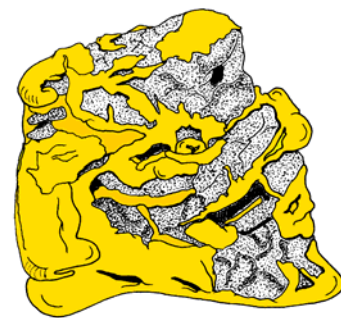
--**Leather work gloves,** or something of similar quality to protect your hands from cuts, scrapes and other injuries. A lot of hands and fingers have been bruised and broken by rock hammers.

--**A First Aid Kit.** A simple first aid kit is necessary. Include band aids, antibacterial ointment, an ace bandage, butterfly bandages, gauze pads, first aid tape, instant cold pack, sharp scissors, hydrogen peroxide, acetaminophen or ibuprofen, alcohol wipes, 2 pairs of plastic gloves, flashlight and extra batteries, a blanket (enough blankets for everyone on the trip, just in case!) You may even want to get on the internet and search for more information about First Aid Kits.

--**Cell Phone.** To call for help if necessary.



In addition to these safety items, there are other items that you will want to have with you.



--**A Friend.** Never collect alone. It is always a LOT more

fun to go rock collecting with a special friend. In case of an emergency, one person can help the other or send for help.

--**Long Pants.** Long pants protect the legs from falling and rolling rocks and flying chips of rock.

--**Long-Sleeved Shirt.** Protect your arms, too.

In the summer wear *light-colored* and *light-weight* clothing so you don't get overheated and sick.

--**Plenty of Food and Water for Everyone!!**

You will be surprised by how much water your body needs to function well and be healthy, especially when you are working in the sun. Bring bottled water and drink often. **Never drink water from pools, puddles or rivers.** You can get sick from this water. Eat and drink often.

--**Warm Clothing.** Just in case the weather turns windy and cold, have some warm clothing in the car. You may not need it, but it is better to have it with you.

--**Insect Repellent.** Bugs, bugs, bugs. Black flies, mosquitoes and gnats. They'll try to chew you up alive! Bring plenty for everyone.

No mineral specimen is worth losing an eye, breaking a leg, or getting crushed under a rock. Be careful. Protect yourself and everyone digging with you. Going home uninjured with some great specimens that you found

yourself can be one of the best feelings in the world. Have a happy and safe summer of digging and collecting.

